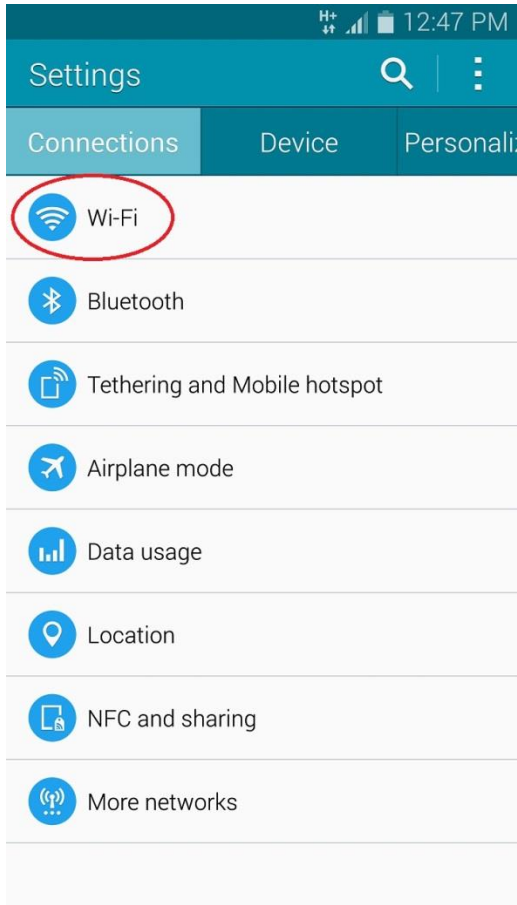
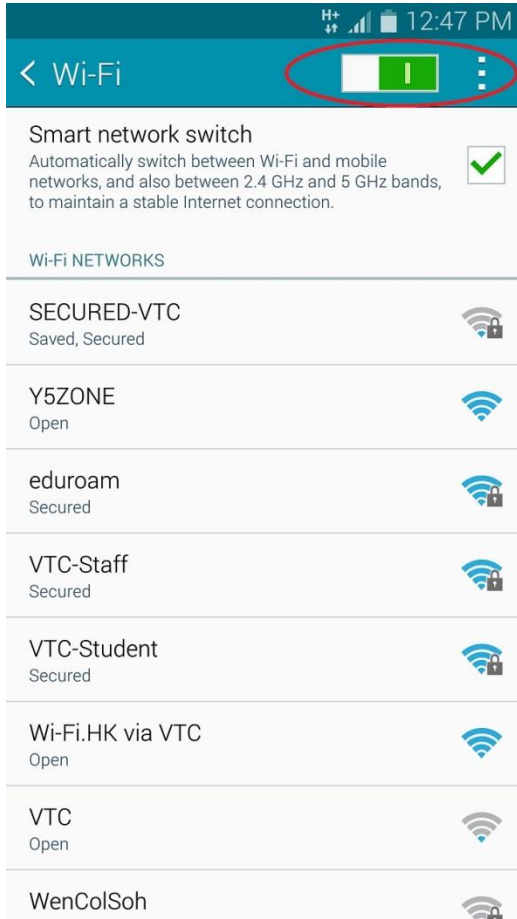


**Procedure to connect VTC-Student network for Android**

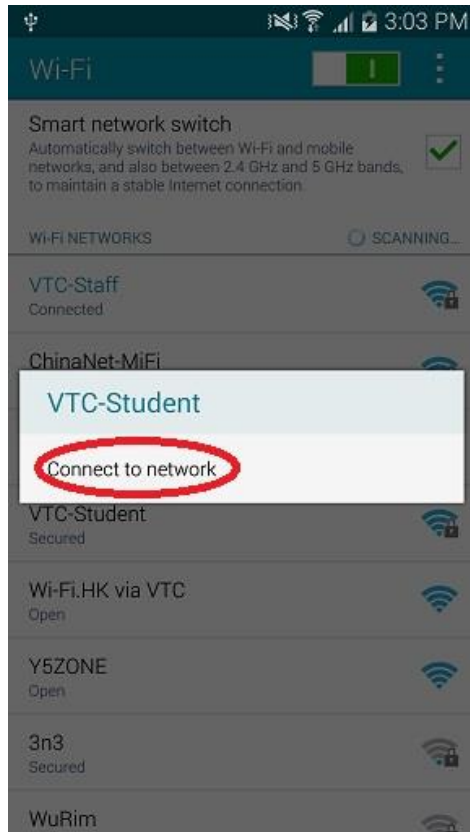
1. In the Settings > Connections > WiFi



2. Tap the "ON/OFF" to enable the Wi-Fi.



### 3. Connect VTC-Staff



4. Enter wireless network information

EAP method: PEAP

Phase 2 authentication: MSCHAPV2

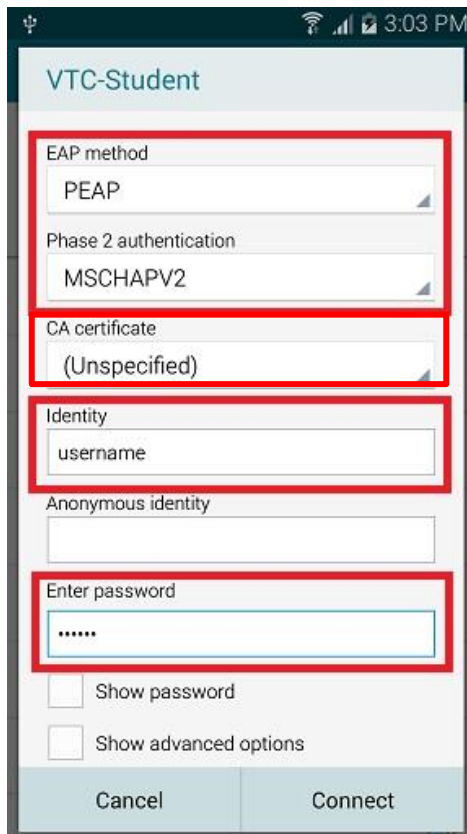
CA certificate: Use system certificates

Domain: vtc.edu.hk

Identity: Your CNA account < CNA >

Enter password: Your CNA Account Password.

Select Connect



VTC-Student

EAP method  
PEAP

Phase 2 authentication  
MSCHAPV2

CA certificate  
(Unspecified)

Identity  
username

Anonymous identity

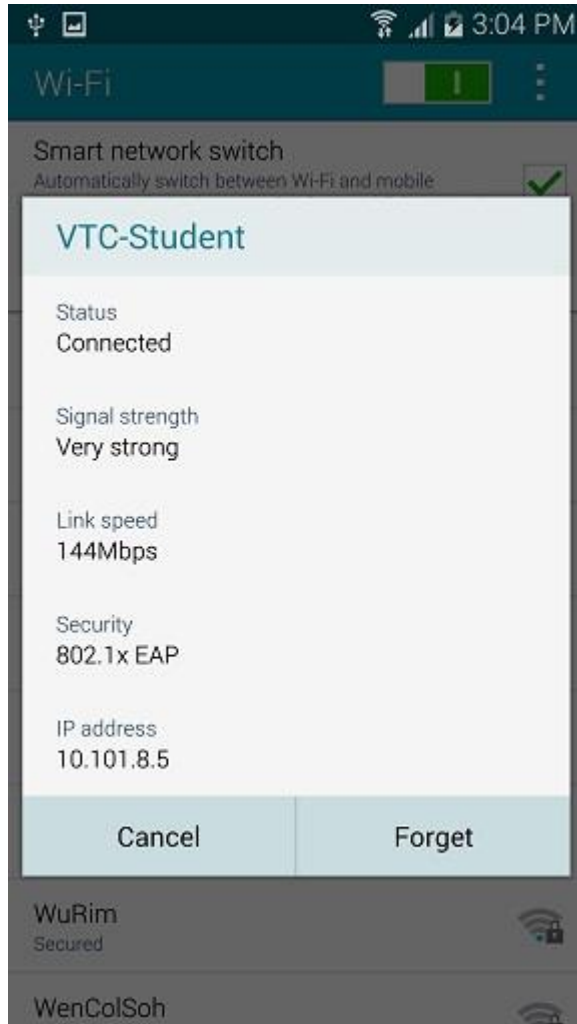
Enter password  
.....

Show password

Show advanced options

Cancel Connect

5. The status of VTC-Staff now changes to Connected



**Smart network switch**

Automatically switch between Wi-Fi and mobile networks, and also between 2.4 GHz and 5 GHz bands, to maintain a stable Internet connection.



Wi-Fi NETWORKS

 SCANNING...

VTC-Student

Connected



ChinaNet-MiFi

Saved, Secured



VTC-Staff

Saved, Secured



Wi-Fi.HK via VTC

Open



Y5ZONE

Open



eduroam

Secured



VTC

Open



WenColSoh

